

Kindergarten Readiness Calendar



2022-2023



United Way of Kitsap County

Welcome

Starting Kindergarten is so Exciting!

The calendar contains:

- Ideas for fun things to do that will help your child get ready for school
- Kindergarten registration and other school information
- Books every child should hear before starting school
- Contact information for elementary schools and libraries

Important things to know:

All children are different and learn at their own pace. This calendar will help you plan activities that will help your child grow in the skills needed to start kindergarten. Children do better in school if they know more than just letters, numbers, colors, and shapes. They should have good social and physical skills, and enjoy learning new things. Use the guide below as you work with your child to build those skills and get ready for kindergarten.

How to use the calendar:

The activities in this calendar are designed for 4 and 5 year olds who will be starting kindergarten next year. They will keep your child busy and learning from September to August. Use this calendar as a guide for fun ideas, but make up some of your own activities too. Be sure to include family members and friends. Have a wonderful year together getting ready for the big event – going to kindergarten!



Having fun is an important part of learning!

Your child learns best when doing fun and interesting things with you!

This school readiness calendar was developed by United Way to help you
and your child get ready for that special time - kindergarten!

Kindergarten Readiness Guide

Use this guide to help prepare your child for school. Don't worry if your child can't do everything on the list right now.

Use the items to set goals and remember that children grow and develop at different rates.

Good Health and Well-Being

My Child:

- Eats a balanced diet
- Gets plenty of rest
- Sees the doctor and dentist regularly
- Is up-to-date with all shots
- Runs, jumps, plays outside and does other activities that provide exercise
- Colors, paints, does puzzles and other activities that help develop small muscles

Approaches Toward Learning

My Child:

- Pays attention during activities
- Is learning to follow simple directions
- Is learning to finish what is started
- Gets to see and touch things, hear new sounds, smell and taste different foods, and watch things move
- Uses imagination

Math and Problem Solving

My Child:

- Is learning to sort and classify things
- Is learning to count and play counting games
- Is learning to name shapes and colors
- Makes and listens to music
- Is encouraged to ask questions
- Is encouraged to solve problems
- Has opportunities to draw and be creative
- Has many opportunities to experience new things
- Likes to solve problems

Social and Emotional Development

My Child:

- Is trying new things
- Is learning to work well alone and do tasks independently
- Is learning to play well with other children
- Is curious and wants to learn
- Is learning self-control
- Is learning to use words to express feelings
- Helps with family chores

Language and Literacy

My Child:

- Has many opportunities to talk and listen
- Is read to every day
- Has access to books and other reading materials
- Is learning about print and books
- Says or sings familiar songs and nursery rhymes
- Is learning to write his or her name and address
- Retells stories



Make Every Day A "Learning Day" With Your Child!

Health and Safety First



September 2022

Suggest activities that get your child moving.

- Plan family outings that involve exercise.
- Give your child household chores that include movement.
- Use the stairs whenever possible.
- Choose gifts that encourage exercise.
- Limit TV, movies and computer games.

Encourage healthy eating.

- Keep healthy snacks on hand.
- Plan meals together that include several food groups.
- Visit the farmers market for fresh foods.
- Grow vegetables in a pot or garden.
- Make sweet treats a treat.
- Visit the dentist every six months.

Teach good hygiene.

- Teach your child to wash his hands after using the bathroom.
- Show them how to cover a cough or sneeze.
- Encourage your child to brush their teeth every day.

Be safety smart.

- Have a family fire safety plan.
- Teach your child about dialing 9-1-1.
- Check the fit of safety equipment like car seats and bike helmets.

SUNDAY

MONDAY


TUESDAY

WEDNESDAY

THURSDAY

FRIDAY

SATURDAY



4

5

This week, look
for things that
are **red**.

Labor Day

6

7

Exercise to
music together.

8

9

Teach your
child that
medicine is
not candy.

10

11

Grandparents Day

12

13

Find things
that begin with
the letter "S."

14

15

Teach your
child to ask
for help when
it is needed.

16

Mexican Festival of
Independence

17

Make a salad
together.

18

25

Rosh Hashanah begins

19

Practice
counting from
1 to 10.

20

21

Make a dental
appointment
for your child.

22

First Day of Fall

23

Collect shoes
from around the house,
mix them up, then
match the pairs.

24

27

Go to the
library and find out
when story time
is offered.

28

29

With your
child, pretend you
are grasshoppers,
gorillas and goats.

30



Library
BOOKS
to **LOOK** for:

The Three Billy Goats Gruff by Peter Asbjornsen • Big Fat Hen by Keith Baker • Shark Vs. Train by Chris Barton
Madeline by Ludwig Bemelman • Barnyard Dance by Sandra Boynton • Snip Snap What's That by Mara Bergman
I Ain't Gonna Paint No More by Karen Beaumont

Read With Your Child Each Day



October 2022

Create a reading place for your child.

- Keep your child's books in a special place and easy to reach.
- Put a small rug or pillow in the special place to make it a fun place for reading.
- Talk with your child about how to take care of books.

Give your child different types of books to read.

- Get a library card for you and your child and visit the library often.
- Visit the children's section of the library together and choose books to take home.
- Look for books in other places.
 - From friends and relatives
 - At garage or yard sales
 - At book stores

Make some time each day to read with your child.

- Read in a quiet place.
- Hold your child close to you when you read.
- Read your child's favorite books over and over.
- Help your child understand that reading is important.

Let your child join in the reading.

- Before you start reading, let your child look at the pictures and guess what the book is about.
- Show your child how to read a book (from left to right and front to back).
- Encourage your child to point to the pictures in the book.
- After reading a book, ask him to tell the story in his own words.

SUNDAY

MONDAY

TUESDAY

WEDNESDAY

THURSDAY

FRIDAY

SATURDAY



2

Find the number "2" on different things.

3

4

Yom Kippur begins

5

Find things that come in pairs.

6

7

Cut up an old greeting card in puzzle-like shapes and fit the pieces back together.

8

9

This week, look for things that are **orange**.

10

Indigenous Peoples' Day
Columbus Day

11

Find the letter "P" on different things.

12

13

Make a shopping list with your child.

14

15

Draw something that is orange.

16

17

This week, find the letter "N" on things around the home.

18

19

With your child, look at the pictures in a book before you read it.

20

21

Talk about how all feelings are okay but not all actions are okay.

22

23

24

25

Have your child choose a special topic and together, find a library book about it.

26

27

Collect and sort autumn leaves.

28

29



30

31

Halloween



Library
BOOKS
to **LOOK** for:

Goldilocks and the Three Bears by Jan Brett • Goodnight Moon by Margaret Wise Brown
The Very Hungry Caterpillar by Eric Carle • Stellaluna by Janell Cannon • Freight Train by Donald Crews
Click Clack Moo: Cows That Type by Doreen Cronin

Encourage Your Child to Listen and Use Words to Express Ideas and Feelings



November 2022

Take time each day to listen and talk with your child.

- While traveling:
 - Turn off the radio
 - Encourage your child to talk about where you are going and what you will do when you get there
- At home:
 - Turn off the TV at mealtime and talk about things that interest your child
 - Talk about things each of you did that day

Use pictures to help your child express ideas.

- Look at pictures in books together.
- Ask your child to tell you what he sees in each picture.
- Have your child draw a picture and then tell you about it.

Have your child express different feelings.

- Read books that explain different feelings.
- Talk about times people feel sad, happy, angry or scared.
- Make faces or voices that show feelings.
- Help your child name feelings while he or she is experiencing them.

Provide activities that involve listening and following directions.

- Have your child do two things in order like:
 - Pick up her plate and put it in the sink
 - Hop to the door and open it

SUNDAY

MONDAY

TUESDAY

WEDNESDAY

THURSDAY

FRIDAY

SATURDAY



1 Pick a new book and encourage your child to guess what the story will be about by looking at the cover.

2

3 Find the number "3" on different things today.

4

5

6

7

While in line, talk about waiting your turn.

Daylight Savings

8

Election Day

9

Look for the letter "T" today.

10

11

Practice shoe tying.

Veterans Day

12

13 During the day, have your child tell you when it is morning, afternoon and night.

14

15 Exercise with your child. Hop and do arm circles, counting them as you go.

16

17 With your child, make up a story about turkeys, tortillas and turtles.

18

19 With your child, listen for different kinds of sounds everywhere you go today.

20

21

This week, look for things that are **brown**.

22

23

Make a list of things you are thankful for.

24

Thanksgiving

25

With your child, trace the letters of their first name.

26

27

Find the letter "H" this week.

28

29

Draw a picture of your whole family.

30



Library
BOOKS
to **LOOK** for:

Pete the Cat & His Four Groovy Buttons by James Dean • Jamberry by Bruce Degen
Are You My Mother? by P.D. Eastman • Go Away, Big Green Monster by Ed Emberley
Olivia by Ian Falconer • Color Zoo by Lois Ehlert

Make Time for Family



December 2022

Encourage family closeness.

- Keep a family journal for everyone to write or draw in.
- Call a relative to say "I love you."
- Eat meals together.
- Create your own family holiday greeting cards.
- Invite family members to your children's activities.
- Share and record great family stories.

Reduce stress.

- Take a walk, hike or bike ride for a healthy family activity.
- Start a family game night and play games like "Twister."
- Volunteer to help someone in need.
- Stay true to routines like bed time and meal time.
- Do chores together.
- Laugh together.

Establish family traditions.

- Draw secret pal names and do acts of kindness.
- Have a special meal plate that is used to celebrate special occasions.
- Let the birthday person choose their favorite meal.
- Take turns choosing a dinner topic of discussion.

Make cooking and meal time family time.

- Turn off the TV at cooking and meal times.
- At the table, talk about things that interest your child.
- Share choices about a meal with your child.
- Shop for ingredients together and let your child pick a fruit, vegetable or meat.

SUNDAY

MONDAY

TUESDAY

WEDNESDAY

THURSDAY

FRIDAY

SATURDAY



4

Find the number "4" on things around the store.

5

6

With your child, pretend to be snowflakes, snowballs and snowmen, then melt.

7

8

Put on music and dance fast, slow, happy and silly.

9

10

11

12

Help your child practice zipping their coat and then take a walk together.

13

14

Help your child write the letters of his first name.

15

16

Look for the letter "B" today.

17

18

19

20

Draw a winter picture.

21

22

Make cookies with your child to share as a gift.

23

24

Hanukkah begins

First Day of Winter

Christmas Eve

25

26

This week, look for the letter "D."

27

28

Count backwards from 10 with your child.

29

30

Call a loved one.

31

Christmas Day

Kwanzaa begins




New Year's Eve



Library
BOOKS
to **LOOK** for:

Bark, George by Jules Feiffer • Blue Chicken by Deborah Freedman • Corduroy by Don Freeman
The Gingerbread Boy by Paul Galdone • My Father's Dragon by Ruth Stiles Gannett
Apple Pear Orange Bear by Emily Gravett • Chrysanthemum by Kevin Henkes

Make the Most of TV, Videos and Computers



January 2023

Use media as learning tools.

- Select TV programs carefully. Ask yourself, "Does this program teach what I want my child to learn?"
- Check out interesting videos and DVDs from the library. Discover the world of animals, sea life or outer space.
- Reinforce basic skills like colors, shapes and counting with quality computer games.
- Encourage listening by playing different types of music.

Limit children's total screen time.

- Set limits for TV and computer use.
- Turn the TV off when no one is watching it. Turn it on when you want to watch a specific program.
- Keep the TV and computer in a public area of your home.

Monitor the media your child is using.

- Select age appropriate TV programs, videos, music, video games and websites.
- Preview programs, videos and websites so you know exactly what your child will see.
- Watch together and talk about what you see.

Avoid making TV a centerpiece of home life.

- Encourage reading, drawing, playing outdoors, listening to music or card and board games.
- Turn the TV off at meal time and talk about some things each of you did that day.
- Be a role model and set an example by watching less TV yourself.

SUNDAY	MONDAY	TUESDAY	WEDNESDAY	THURSDAY	FRIDAY	SATURDAY
1  New Year's Day	2	3 Play "Simon Says" with your child.	4	5 Look for the number "5" today.	6	7 Ask your child to draw pictures of different places.
8	9 This week, look for things that are purple .	10	11 Create an obstacle course that requires big movements.	12	13 Practice being quiet for one minute and then for two minutes.	14
15 Teach your child their address.	16 Martin Luther King Jr. Day	17 Practice counting to 10 (or higher!)	18	19 Help your child make a blanket fort and then read inside of it.	20	21 Find the letter "J" in newspapers or magazines.
22	23 Find things that begin with the letter "A."	24	25 Today, play toss and catch.	26	27 Read two books today.	28
29	30	31 Make counting fun by asking things like "How many windows are in this room?"				



Library
BOOKS
 to **LOOK** for:

Bread and Jam For Frances by Russell Hoban • Harold and the Purple Crayon by Crockett Johnson
 Splash! by Ann Jonas • The Wolf's Chicken Stew by Keiko Kasza • The Snowy Day by Ezra Jack Keats
 Caps For Sale by Esphyr Slobodkina • Seals on the Bus by Lenny Hort

Encourage Your Child to Use School Tools Such as Pencils, Markers, Crayons and Scissors



February 2023

Gather and organize tools for drawing, writing and cutting.

- Help your child choose a container for drawing and writing materials.
- Decide on the rules for using drawing and writing materials. For example, “Markers may only be used at the table” and “Scissors are for cutting paper,” are good starting rules.
- Find a special place to display drawings and projects your child has made.

Let your child experiment with drawing.

- Let your child draw pictures in different places.
 - In the kitchen when you are cooking
 - At the park
- Talk with your child about her pictures.
- Praise your child’s efforts. Remember, perfection is not the goal.

Let your child see that words on paper are part of daily life.

- Make a shopping list together.
- Put your child’s name on his things.
- Leave notes for family members.

Help your child practice using scissors.

- Decide where your child will be allowed to use scissors and talk about safety when using them.
- Show your child how to hold scissors and paper while cutting.
- Give your child newspaper, magazines or junk mail to cut.

SUNDAY

MONDAY

TUESDAY

WEDNESDAY

THURSDAY

FRIDAY

SATURDAY



1

2

Groundhog Day

3

4

With your child,
talk about animals
with 2 legs/4 legs.

Kindergarten Registration

Many schools begin kindergarten registration as early as February. This is a good month to check with your local school for registration information.

5

6

Today, find
the number
"6" on things.

7

8

With your
child, pretend
you are lions, logs
and falling leaves.

9

10

Play "I love you
more than..."

11

12

Find the letter
"V" today.

Lincoln's Birthday

13

14

Draw a
Valentine's Day
heart with your
child.

Valentine's Day

15

16

Schedule a
six-month
dental check-up
for your child.

17

18

Count all
the doors or
windows in your
home with
your child.

19

20

Teach your
child his phone
number.

Presidents' Day

21

22

Find the letter
"I" this week.

Ash Wednesday
Washington's Birthday

23

24

Talk with your child
about what he or she
enjoys doing.

25

26

This week,
look for things
that are **pink**.

27

28

Today, find
things with
the letter
"L" on them.



Library
BOOKS
to **LOOK** for:

Anansi and the Moss-Covered Rock by Eric Kimmel • I Want My Hat Back by J. Klassen

Frog and Toad Are Friends by Arnold Lobel • Leo The Late Bloomer by Robert Kraus • Wave by Suzy Lee

The Story of Ferdinand by Munro Leaf • All Aboard the Dinotrain by Deb Lund

Help Your Child Become Aware of the Letters, Words and Sounds of Language



March 2023

Teach your child the letters of the alphabet.

- Make cards with one letter of the alphabet on each card.
- Lay out the cards and sing the alphabet song together. Ask your child to touch each letter as you sing.
- Read alphabet books and encourage your child to name the letters he or she recognizes.
- Play "Find the Letter" with your child when you are out shopping.

Teach your child that words have meanings.

- Help your child recognize his or her first name in print.
- Invite your child to "read" the names of familiar stores, signs and products.
- Help your child make a dictionary with some of his or her favorite words listed under each letter of the alphabet. Ask your child to draw a picture next to each word.

Help your child match letters to sounds.

- Tape pictures of items that begin with the same letter on the back of each alphabet card. For example, a picture of a banana would go on the back of a letter "B" card.
- Write down a letter and tell your child the sound that letter makes. Ask your child to name other words that have that beginning letter sound.

Play with rhyming sounds.

- Find different items around the house like a sock, ball or hat. For each item, ask your child to say a word that rhymes with it. Silly words that rhyme are fine.
- Read rhymes with your child. Ask your child to complete rhymes with the correct rhyming word.

Hey diddle diddle. The cat and the _____. (fiddle)
Jack and Jill went up the _____. (hill)

SUNDAY

MONDAY

TUESDAY

WEDNESDAY

THURSDAY

FRIDAY

SATURDAY



1

Find the letter
"K" today.

2

3

Read a story
with your child
and have him
tell you what
happened first,
second and last.

4

5

6

7

Find the
number "7"
today.

8

9

Practice jumping,
hopping and
skipping

10

11

With your
child, find words
that rhyme.

12

13

This week,
find the
letter "E."

14

15

Take a walk
with your child
and look for
signs of spring.

16

17

Have your
child pick out
something **green**
to wear today.

18

Daylight Savings

St. Patrick's Day

19

20

First Day of Spring

21

Start a story,
stop and have
your child make
up the ending.

22

23

Help your child
draw a kite with
two triangles.

24

25

26

27

Today, find
things that are
shaped like a
triangle.

28

29

Practice
throwing and
catching a ball.

30

31

Sing the
alphabet song.



Library
BOOKS
to **LOOK** for:

Pickin' Peas by Margaret Read MacDonald • Baby Bear, Baby Bear, What Do You See? by Bill Martin

Little Red Hen by Jerry Pinkney • Make Way For Ducklings by Robert McCloskey

If You Give a Mouse A Cookie by Laura Joffe Numeroff • Fancy Nancy by Jane O'Connor

Help Your Child With Numbers and Counting



April 2023

Use number words and point out written numbers when you and your child do things together.

- In the kitchen:
 - "On this package of rice it says to add 2 cups of water."
 - "I need you to put 3 forks and 3 plates on the table."
- At the grocery store:
 - "That sign says bananas are 59 cents a pound."
 - "Pick out 4 apples and put them in this bag."
- At play:
 - "See if you can stack 6 pennies."
 - "Can you put 4 blocks in a row?"

Play number and counting games with your child.

- Play "Simon Says." Say to your child:
 - "Simon says clap your hands 5 times."
 - "Simon says take 3 steps forward."Let your child have a turn being "Simon."
- Make a card for each of the numbers 1,2,3,4 and 5.
- Ask your child to place the correct number of pennies or beans on each card.

Read, tell stories, sing songs and say nursery rhymes about numbers and counting.

- Read or tell stories such as The Three Bears to your child.
- Say nursery rhymes such as "One, Two, Buckle my Shoe" and "Baa Baa Black Sheep" with your child.
- Sing counting songs you may remember from your childhood.

SUNDAY

MONDAY


TUESDAY

WEDNESDAY

THURSDAY

FRIDAY

SATURDAY



1

2

Cook a favorite family breakfast together.

3

4

Find things that are shaped like rectangles.

5

Passover begins

6

Help your child draw an umbrella with your child under it.

7

Good Friday

8

Look for the number "8" today.

9

Easter Sunday

10

Put on music and dance and clap to the beat.

11

12

With your child, pretend you are rabbits and robots.

13

14

Find things that are in the shape of a square.

15

16

Look for the letter "Q" this week.

17

18

Play "I Spy" with things that are blue.

19

20

Today, eat something from a rectangular or square box.

21

22

Ramadan begins
Earth Day

23

30

24

Look for the letter "R."

25

26

Make a piggy bank out of a coffee can and start saving coins.

27

28

29



Library
BOOKS
to **LOOK** for:

Not A Box by Antoinette Portis • Early Bird by Richard Scarry • Curious George by H.A. Rey
Let's Play in the Forest by Claudia Rueda • We're Going on a Bear Hunt by Michael Rosen
10 Minutes Till Bedtime by Peggy Rathmann • The Tale of Peter Rabbit by Beatrix Potter

Give Your Child Daily Opportunities to Get Exercise



May 2023

Collect safe toys to help your child use large muscles.

- Use empty plastic water bottles as bowling pins.
- Make beanbags by filling a sock part-way with dried beans and tying a knot.
- Use beanbags, big balls or small pillows to throw and catch.

Let your child spend time outside.

- Have a safe outdoor place for your child to run and play.
- Set up an obstacle course and have your child steer a tricycle through it.
- Take your child to the park or playground.

Give your child things to do when playing.

- Encourage your child to play "Hop Scotch" to his or her ability.
- Play singing games such as the "Hokey Pokey."
- Let your child try balancing a book on his or her head while walking.
- Act like different animals. Can your child:
 - Hop like a rabbit?
 - Slide like a snake?
 - Crawl like a bug?
 - Fly like a bird?

SUNDAY

MONDAY

TUESDAY

WEDNESDAY

THURSDAY

FRIDAY

SATURDAY



1

Make and give a
"May Day" gift
for a friend or
neighbor.

May Day

2

3

Have your child
name the letters
found on cereal
boxes, cans and
other food items.

4

5

Cinco de Mayo

6

After reading
a story, have
your child tell
you what happened
first, next and last.

7

8

9

Find the
number "9"
today.

10

11

Find things in
the store that
are shaped like
a circle.

12

13

14

Mother's Day

15

Find the
letter "O"
today.

16

17

With your
child, count
as high as
they can.

18

19

Visit the PBS
website at
pbskids.org

20

21

Today
practice good
hand washing.

22

23

Keep the TV
off today.

24

25

Help your
child practice
writing his/her
name.

26

27

Draw
something
yellow.

28

29


Find the
letter "M"
today.

Memorial Day

30

31

Go to the library
and explore their
on-line services.



Library
BOOKS
to **LOOK** for:

The Stinky Cheese Man by Jon Scieszka • Where the Wild Things Are by Maurice Sendak
The Cat in the Hat by Dr. Seuss • One Fish, Two Fish, Red Fish, Blue Fish by Dr. Seuss
Fox in Socks by Dr. Seuss • Green Eggs and Ham by Dr. Seuss

Play is a Child's Work



June 2023

Encourage your child to pretend and make believe.



- Make and decorate puppets out of paper bags or old socks. Have your child perform a puppet show!
- Have some grown up clothes, costumes and accessories for your child to use for dress-up.
- With your child, set up a pretend store using empty household food containers.
- Provide basic wooden blocks or other building sets for your child to play with.
- Remember to let your child play alone if he or she is happy.


Encourage artful expressions.

- Take your child on a nature walk and collect interesting objects in a bag.
- Create a collage from this nature collection.
- Paint an old sheet using diluted paints in spray bottles.
- Use freezer paper for finger-painting.
- Let your child make music.
 - Use wooden spoons and plastic tubs for drums.
 - Make cymbals using pot lids.
 - Put dried beans inside two paper plates stapled together for shakers.

Play learning games with your child.

- Make matching pairs of cards using stickers or different colors or shapes.
- Start with six pairs of matching cards, face up and shuffled. Invite your child to find two cards that match.
- Add additional pairs of cards as your child becomes more skilled at finding the pairs.
- Play “I Spy” with objects around the house. For example, “I spy something yellow. You peel it and eat it. What is it?” (banana)

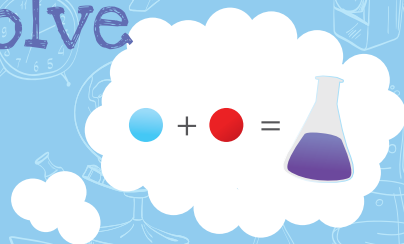
SUNDAY	MONDAY	TUESDAY	WEDNESDAY	THURSDAY	FRIDAY	SATURDAY
				1	2 Pretend it's the first day of school and practice saying "good -bye" to each other.	3
4	5	6 Ask your child to draw a big square, then draw things in, out, over and under the square.	7	8 Play "Follow the Leader" outside.	9	10 Find the number "10" today.
11	12 Find the letter "C" this week.	13	14 Learn a patriotic song. Flag Day	15	16 Make your own bean bags and then play catch.	17
18 Father's Day	19 Juneteenth	20 Look for the letter "F" on things.	21 First Day of Summer	22 Go on a rock hunt. How are the rocks the same or different?	23	24
25	26 This week, look for the colors of the rainbow.	27	28 Count in groups of "10" with your child.	29	30 Talk about how some children have special needs.	



Library
BOOKS
to **LOOK** for:

Sheep in a Jeep by Nancy Shaw • Joseph Had a Little Overcoat by Simms Taback
What Can You Do With a Rebozo/Que Puedes Hacer Con Un Rebozo by Carmen Tafolla
A Hat for Minerva Louise by Janet Morgan Stoeke • The Giving Tree by Shel Silverstein

Invite Your Child to Think and Solve Problems



July 2023

Involve your child in discovering things that go together.

- Collect things that go together from around your home.
For example:
 - Comb and brush
 - Spoon and fork
 - Toothbrush and toothpaste
 - Flower and vase
- Mix the items up and have your child find the two objects that go together.
- Encourage your child to tell you why they go together.

Play pattern games together.

- Create a movement pattern and ask your child to repeat it.
For example: step-step-jump-turn.
- Start a pattern using objects and ask your child to keep it going.
For example: crayon, crayon, penny, crayon, crayon, penny.
- Have your child make up a pattern for you to repeat together.

Provide opportunities to experience and solve conflicts.

- Give your child lots of time to play with other children.
- Encourage activities that involve sharing such as blocks, crayons, Play-Doh and dress-up.
- Make up a conflict with stuffed animals or puppets.
- Talk about how the different animals are feeling. Discuss with your child how to resolve the conflict.

SUNDAY

MONDAY

TUESDAY

WEDNESDAY

THURSDAY

FRIDAY

SATURDAY



1

2

Find the letter "W" today.

3

4

Have your child find things that are **red**, white and **blue**.

Independence Day

5

6

Practice writing letters and numbers with your child.

7

8

Use chalk to draw on the sidewalk or driveway.

9

10

Find the letter "X" this week.

11

12

Count pennies as high as your child can count.

13

14

Practice singing the letters of the alphabet.

15

16

Play "Which is Bigger?" using the numbers 1-10.

17

18

Find the letter "Y" today.

19

20

Celebrate something your child has recently accomplished.

21

22

Say a word and ask your child to tell you the opposite (big, small, sad, happy.)

23

24

25

26

Put together a puzzle with your child.

27

28

Together, recall and list the day's events.

29



30

31



Library
BOOKS
to **LOOK** for:

The Doghouse by Jan Thomas • Press Here by Herve Tullet • Flotsam by David Wiesner
Alexander and the Terrible, Horrible, No Good, Very Bad Day by Judith Viorst
Mouse Paint by Ellen Stoll Walsh • Owl Babies by Martin Waddell

Make "Going to Kindergarten" Plans with Your Child



August 2023

Get ready for kindergarten.

- Begin to gather school supplies for your child.
- Play school with your child. Take turns being the teacher.
- Pretend your car is the school bus.
- Eat a meal from a lunch box or bag.
- Have your child put on and take off a coat.
- Sing songs and draw pictures.
- Decide how you will say goodbye to each other on the first day of school.

Visit your child's school.

- Attend your school's open house or "Back to School" event this month.
- Learn about your child's school bus route and times.
- Find out about the daily schedule for your child's class.
- Explore the classroom.
- Look for the cafeteria, playground, restrooms, principal's office & library.

Establish a school routine.

- Determine a regular bedtime for your child.
- Put backpacks and school supplies in the same place every day.
- Talk about and choose school clothes the night before school.
- Have a pleasant conversation with your child on the way to school or the bus stop.

SUNDAY

MONDAY


TUESDAY

WEDNESDAY

THURSDAY

FRIDAY

SATURDAY



1

Review the
alphabet with
your child.

2

3

Have your
child draw a
picture of his
new school.

4

5

Practice math
at home. For
example, "I have 1
cookie and you have
2 cookies. That
makes 3 cookies."

6

7

Find the
letter "Z" today.

8

9

Visit your child's
school and play
on the playground.

10

11

Take a walk
and talk about
all the different
sounds you hear.

12

13

14

15

Organize what
your child will
need for the first
day of school.

16

17

Have your
child bounce a
ball and count
each bounce.

18

19

20

21

Read books at
the beach or park.

22

23

Have your
child write his/her
name and identify
each letter.

24

25

Talk about
ways to make
friends.

26

27

28

29

Have your
child draw a
circle, square,
triangle and
a rectangle.

30

31

Practice
zipping and
buttoning with
your child.



Library
BOOKS
to **LOOK** for:

Don't Let the Pigeon Drive the Bus by Mo Willems • King Bidgood's in the Bathtub by Audrey Wood
Trashy Town by Andrea Zimmerman • I Went Walking by Sue Williams • Beat Snores On by Karma Wilson
The Little Mouse, the Red Ripe Strawberry and the Big Hungry Bear by Don Wood

Kitsap County Elementary Schools



Bainbridge Island School District

8489 Madison Ave NE
Bainbridge Island, WA 98110
206-842-4714
www.bisd303.org

Captain Johnston Blakely
Elementary School
4704 Blakely Ave
Bainbridge Island, WA 98110
206-842-4752

Ordway
Elementary School
8555 Madison Ave N
Bainbridge Island, WA 98110
206-842-7637

Captain Charles Wilkes
Elementary School
12781 Madison Ave NE
Bainbridge Island, WA 98110
206-842-4411

Bremerton School District

134 Marion Ave N
Bremerton, WA 98312
360-473-1000
www.bremertonschools.org

Armin Jahr
Elementary School
800 Dibb St
Bremerton, WA 98310
360-473-4100

Catalyst Public School
1305 Ironsides Ave
Bremerton, WA 98310
360-207-0229

Crownhill
Elementary School
1500 Rocky Point Rd
Bremerton, WA 98312
360-473-4200

Kitsap Lake
Elementary School
1111 Carr Blvd
Bremerton, WA 98312
360-473-4300

Naval Avenue
Early Learning Center
900 Olympic Ave
Bremerton, WA 98337
360-473-4400

View Ridge
Elementary School
3250 Spruce Ave
Bremerton, WA 98310
360-473-4500

West Hills STEM
Academy
520 National Ave S
Bremerton, WA 98312
360-473-4600

Bremerton Home
Link Program
1500 Rocky Point Rd
Bremerton, WA 98312
360-473-4206

Central Kitsap School District

9210 Silverdale Way NW
Silverdale, WA 98383
360-662-1610
www.ckschools.org

Brownsville
Elementary School
8795 Illahee Rd NE
Bremerton, WA 98311
360-662-8000

Clear Creek
Elementary School
12901 Winter Creek Ave NW
Silverdale, WA 98383
360-662-8100

Cottonwood
Elementary School
330 NE Foster Rd
Bremerton, WA 98311
360-662-8300

Cougar Valley
Elementary School
13200 Olympic View Rd NW
Silverdale, WA 98383
360-662-8400

Emerald Heights
Elementary School
1260 NW Pinnacle Ct
Silverdale, WA 98383
360-662-8500

Esquire Hills
Elementary School
2650 NE John Carlson Rd
Bremerton, WA 98311
360-662-8600

Green Mountain
Elementary School
3860 Boundary Trail NW
Bremerton, WA 98312
360-662-8700

Hawk at Jackson Park
Elementary School
2900 Austin Dr
Bremerton, WA 98312
360-662-9000

PineCrest
Elementary School
5530 Pine Road NE
Bremerton, WA 98311
360-662-9200

Silver Ridge
Elementary School
10622 Hillsboro Dr NW
Silverdale, WA 98383
360-662-9500

Silverdale
Elementary School
9100 Dickey Rd NW
Silverdale, WA 98383
360-662-9400

Woodlands
Elementary School
7420 Central Valley Rd NE
Bremerton, WA 98311
360-662-9700

North Kitsap School District

18360 NE Caldart Ave
Poulsbo, WA 98370
360-396-3000
www.nkschools.org

David Wolfe
Elementary School
Highland Rd NE
Kingston, WA 98346
360-396-3700

Hilder Pearson
Elementary School
15650 Central Valley Rd
Poulsbo, WA 98370
360-396-3750

Richard Gordon
Elementary School
26331 Barber Cutoff Rd
Kingston, WA 98346
360-396-3800

Poulsbo
Elementary School
18531 Noll Rd NE
Poulsbo, WA 98370
360-396-3500

Suquamish
Elementary School
18950 Park Ave NE
Suquamish, WA 98392
360-396-3850

Vinland
Elementary School
22104 Rhododendron Ln NW
Poulsbo, WA 98370
360-396-3600

South Kitsap School District

2689 Hoover Ave SE
Port Orchard, WA 98366
360-874-7000
www.skitsap.wednet.edu

Burley-Glenwood
Elementary School
100 SW Lakeway Blvd
Port Orchard, WA 98367
360-443-3110

Kitsap County Elementary Schools



East Port Orchard
Elementary School
2649 Hoover Ave SE
Port Orchard, WA 98366
360-443-3170

Explorer & Hope Academy
1723 Wolves Dr
Port Orchard, WA 98366
360-443-3605

Hidden Creek
Elementary School
5455 Converse Rd SE
Port Orchard, WA 98367
360-443-3050

Madrona Heights
Developmental Preschool
2150 Fircrest Dr SE
Port Orchard, WA 98366
360-443-3625

Manchester
Elementary School
1901 California Ave E
Port Orchard, WA 98366
360-443-3230

Mullenix Ridge
Elementary School
3900 SE Mullenix Rd
Port Orchard, WA 98367
360-443-3290

Olalla Elementary School
6100 SE Denny Bond Blvd
Olalla, WA 98359
360-443-3350

Orchard Heights
Elementary School
2288 Fircrest Dr SE
Port Orchard, WA 98366
360-443-3530

Sidney Glen
Elementary School
500 SW Birch Rd
Port Orchard, WA 98367
360-443-3400

South Colby
Elementary School
3281 Banner Rd SE
Port Orchard, WA 98366
360-443-3000

Sunnyslope
Elementary School
4183 Sunnyslope Rd SW
Port Orchard, WA 98367
360-443-3470

Port Gamble S'Klallam Tribe

Early Childhood
Education Program
32028 Little Boston Rd NE
Kingston, WA 98346
360-297-6300

Suquamish Tribe

Chief Kitsap Academy
High School
15801 Creative Drive NE
Poulsbo, WA 98370
360-394-8566

Marion Forsman-Boushie
Early Learning Center
5283 Totten Rd
Poulsbo, WA 98370
P. O. Box 498
Suquamish, WA 98392
360-394-8578

Kindergarten Readiness Resources

Kindergarten Milestones and Skill Builders by Subject
www.familyeducation.com

Parents and Family Resources
www.dcyf.wa.gov/services

WA Kindergarten Inventory of Developing Skills
www.k12.wa.us/wakids

Child Care Aware of Washington
www.childcareawarewa.org

National PTA Parent's Guide to Student Success
www.pta.org

Tools for Your Child's Ages and Stages
www.bornlearning.org

WA Early Learning and Development Guidelines
www.dcyf.wa.gov/sites/default/files/pdf/guidelines.pdf

Kitsap County Regional Libraries



Sylvan Way (Main Branch)

1301 Sylvan Way
Bremerton, WA 98310
360-405-9100

Bainbridge Island

1270 Madison Ave N
Bainbridge Island, WA 98110
206-842-4162

Bookmobile

1301 Sylvan Way
Bremerton, WA 98310
360-405-9112

Downtown Bremerton

612 Fifth St
Bremerton, WA 98337
360-377-3955

Kingston

26159 Dulay Rd NE
Kingston, WA 98346
360-297-3330

Little Boston

31980 Little Boston Rd NE
Kingston, WA 98346
360-297-2670

Manchester

8067 E. Main St
Port Orchard, WA 98366
360-871-3921

Port Orchard

87 Sidney Ave
Port Orchard, WA 98366
360-876-2224

Poulsbo

700 NE Lincoln Rd
Poulsbo, WA 98370
360-779-2915

Silverdale

3650 NW Anderson Hill Rd
Silverdale, WA 98383
360-692-2779

Kitsap Regional Library

www.krl.org



Songs and Finger Plays

Below are a few songs and finger plays recommended by The Public Library Association. Parents and caregivers can use them to develop reading readiness in children beginning to read.

If You're Happy and You Know It

If you're happy and you know it, Clap your hands.
If you're happy and you know it, Clap your hands.
If you're happy and you know it, Then your face will surely show it,
If you're happy and you know it, Clap your hands.
(repeat with stomp your feet, shout hurray, peekaboo, slap your knees)

Five Little Ducks

Five little ducks that I once knew,
Fat ones, skinny ones there were too.
But the one little duck with the feather on his back,
He led the others with a quack, quack, quack.
Quack, quack, quack.
Quack, quack, quack.
He led the others with a quack, quack, quack.
Down to the meadow they would go,
Wibble wobble, wibble, wobble to and fro,
But the one little duck with the feather on his back...
(repeat refrain)

Head and Shoulders, Knees and Toes

(throughout, touch the appropriate part of own body)
Head and shoulders, knees and toes, knees and toes.
Head and shoulders, knees and toes, knees and toes.
Eyes and ears, and mouth and nose,
Head and shoulders, knees and toes, knees and toes.

Reach for the Ceiling

(suit actions to words)

Reach for the ceiling, Touch the floor,
Stand up again, Let's do some more.
Touch your head, Touch your knee,
Up to your shoulders, Like this you see.
Reach for the ceiling, Touch the floor.
That's all for now, There isn't anymore.




Wheels on the Bus

The wheels on the bus go round and round,
Round and round, round and round,
The wheels on the bus go round and round,
Round and round, round and round,
All around the town.
The wipers on the bus go swish, swish, swish...
The driver on the bus says "move on back" ...
The people on the bus go up and down...
The babies on the bus go "wah, wah, wah"...
The parents on the bus go "ssh, ssh, ssh"...
(adaptions: the horse on the farm goes "neigh, neigh, neigh," cow, lamb, pig, etc.)

Little Turtle

There was a little turtle,
(make a fist)
He lived in a box.
(put one fist in cupped opposite hand)
He swam in a puddle,
(make paddling motion with hands)
He climbed on the rock.
(climb hands upwards in front of body)
He snapped at a mosquito,
(make 'snap' motion with thumb and forefinger on last word)
He snapped at a flea,
(snap on last word)
He snapped at a minnow,
He snapped at me.
(snap at your nose on last word)
He caught the mosquito,
(clap on last word)
He caught the flea,
(clap on last word)
He caught the minnow,
(clap on last word)
But he didn't catch me!
(point to self and shake head "no"!)



2022-23 Kindergarten Readiness Calendar



United Way of Kitsap County



Peninsulas'



645 4th Street Suite 101 / Bremerton, WA 98337 / 360-377-8505

info@unitedwaykitsap.org / www.unitedwaykitsap.org / www.volunteerkitsap.org